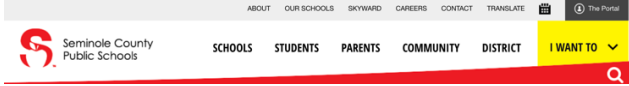
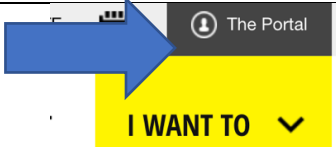

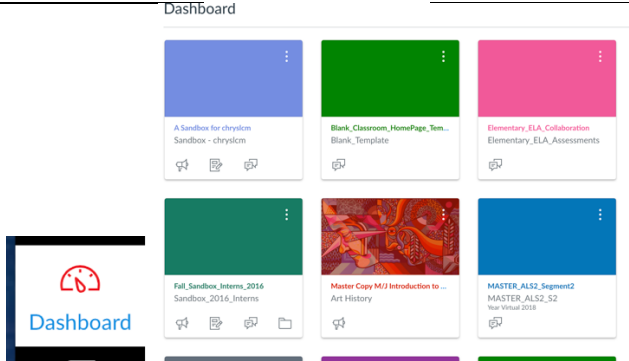



## How do I get to my eCampus Courses?

<p><b>Step 1:</b> Go to the Seminole County Public School Website: <a href="https://www.scps.k12.fl.us/students/">https://www.scps.k12.fl.us/students/</a></p>	
<p><b>Step 2:</b> Click on The Portal on the tab at the top</p>	
<p><b>Step 3:</b> Sign in</p>	<p><b>Student Username: Student ID</b> <b>Student Password: Default is YYMMDD (birthday) OR your child may have already set up their own password.</b></p>
<p><b>Step 4:</b> Find the eCampus tile &amp; click</p>	 <p style="text-align: center;">eCampus</p>
<p><b>Step 5:</b> Find your course.</p> <p>Click on <b>DASHBOARD</b> on the left-hand side of the screen. This will show you the courses that you are enrolled in. OR you may have an invitation to accept at the top of the screen.</p>	
<p>If you still do not see your course, click on <b>COURSES</b> on the left-hand side and then select <b>ALL COURSES</b> at the end of the list. You will be taken to a screen with all of the courses you are enrolled in.</p>	 <p><b>*PRO TIP:</b> when you get to this list, any courses that has the star filled in will show up on your <b>DASHBOARD</b> from now on!</p>
<p>If you still do not see your course, and it has been 24-48 business hours since you have signed up, please call Seminole County Virtual School at 407-746-6753 or contact your School Counselor.</p>	